




**FINANCIAL  
REPORT  
9TH INTERNATIONAL  
ANGLO-INDIAN  
REUNION**

**Kolkata  
2013**



**PROUD TO BE AN ANGLO-INDIAN**

# **MISSION STATEMENT for THE 9<sup>TH</sup> INTERNATIONAL ANGLO-INDIAN REUNION 2013**

It is our endeavour as the organisers of THE 9th INTERNATIONAL ANGLO-INDIAN REUNION 2013 to create a platform where the Anglo-Indian community of this great country can come together joining hands with its members from across the world to celebrate the land of its origin.

## **Coming together to:**

**Share the experiences of the past** of a community which has contributed to this great motherland of ours with pride.

**Learn from the experiences of those who have gone to different lands** of how the community still has in its heart a special place for this great country, they once called home.

**Passing on with Pride to generation next** the history, culture, ethos and uniqueness of being Anglo-Indian- no matter in which part of the globe they live in today.

**Showcase the vibrant and enthusiastic community in Calcutta now Kolkata** and efforts it has made in reaching out to the marginalised of the community in the city.

**Suggesting a way forward** and marking out a place for the community and its members in the mosaic of tomorrow.

## **To do this we need to:**

**Ensure that as many as possible attend this Reunion both from India & Abroad** - through advertising spreading the word around, reaching out to friends, keeping costs low and putting up a meaningful programme.

**Ensure that those who come from abroad are provided services and amenities which would match world standards** - hospitality, food, travel and venues, so that they are made comfortable.

**Ensure that those from all across India join in this celebration of our motherland** - opportunity at your doorstep to join in a world reunion, adequate amenities, comfortable travel & discounted affordable delegate fees.

**Encourage community based charities/institutions across the country to continue the good work** they do to help alleviate the difficulties faced by members of the community in their endeavour to make ends meet through the Reunion surplus, a strong sponsorship drive, fund raising events and generous donations.

In order to ensure that this REUNION is a celebration we are focused on the people who will make this happen, for us they are the important link which will keep the community unique. We would like differences to be swept aside and renewed spirit to take precedence so that together we are able to celebrate this land of our origin as one vibrant community.

# Financial Report

## INTRODUCTION

The 9<sup>TH</sup> INTERNATIONAL ANGLO-INDIAN REUNION – 2013 was held in Kolkata from the 6<sup>th</sup> to the 12<sup>th</sup> January 2013. The reunion as an event had a number of first time ever marks set to make it a cherished one. This Calcutta Reunion will now always be remembered as a celebration of being Anglo-Indian, in our own small way even though held back by a number of obstacles both natural and manmade we put on the best possible at the time and may now look back and say “maybe we could have done things differently”. Having said this its stock taking time and what this report includes is a snap shot of the finances and the way in which they were managed.

Simply put transparency means ‘not just doing it, but also seen to be doing it’. This means that for all through this Reunion there has been adequate supporting and cross-references to all financial transactions at every stage. It is with pride that it is reported that the highest standards of accounting practice have been maintained to ensure the least possible fiduciary risk. In summarising this it needs to be recorded that there has been a very minimal 4.27 % of the entire outlay spent on administrative expenses. In all what may also be noted is the fact that 17.2 % of all expenditure was made in cash (only in situations where options were limited) all other expenditure was made through account payee cheques. All Income was received in cheque/demand draft/bank transfers and again only 2.72 % of income was received in cash either from sale of goods or the donation drive in schools. It must be recorded that there was receipt of last minute bookings in cash but the same were made into demand drafts and deposited into the bank account. It would be naive to say that all was 100% secure but yes it is with 100%

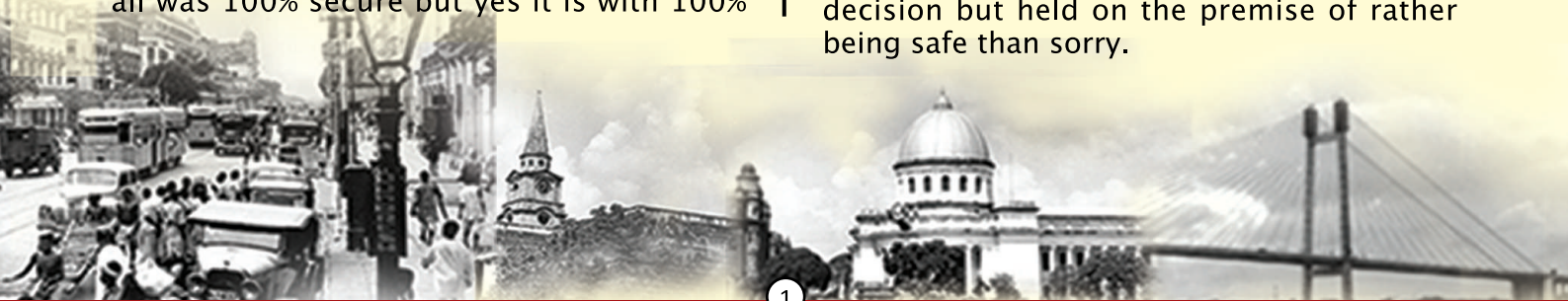
surety it can be said that the most stringent practices were in place to ensure the minimum risk of things falling through the cracks.

## ATTENDANCE & DELEGATE FEE PACKAGES

The Reunion here in Kolkata attracted a wide participation from across the world with delegates from 15 countries participating. In all we had 2075 number of persons register online and 1267 delegates finally arriving in Kolkata for the events. Of the total delegates 269 were Indian delegates which is 21 % of the delegates attending. A further 208 invitees and guests were also present at different events which takes the total to 477 which was 38% Indians attending.

Each of the events has been represented graphically to give you a fair idea of the breakup of delegates attending. Also provided is a fair picture of guests invited. Attached as Annexure-I is a detail breakup of the delegate attendance.

The delegate fee packages were formulated to ensure that they were not too high and at the same time not vastly discriminate or unfair. There were complaints of an unjust fee structure offered to the Indian delegates by some of the attendees from abroad and at the same time complaints from Indian delegates that the rates were too high and not affordable. This was a difficult decision to make and much deliberation happened around this to get to the final fee structure and later the economy packages which were announced for the Indian delegates. What needs to be recorded is the fact that this was discussed at length and today when we look back we should be glad we upheld the decision and made minimal required changes or else we would have found ourselves out of pocket had we depended on external sources to subsidise costs. This was a difficult decision but held on the premise of rather being safe than sorry.



## Pricing and Event Expenditure

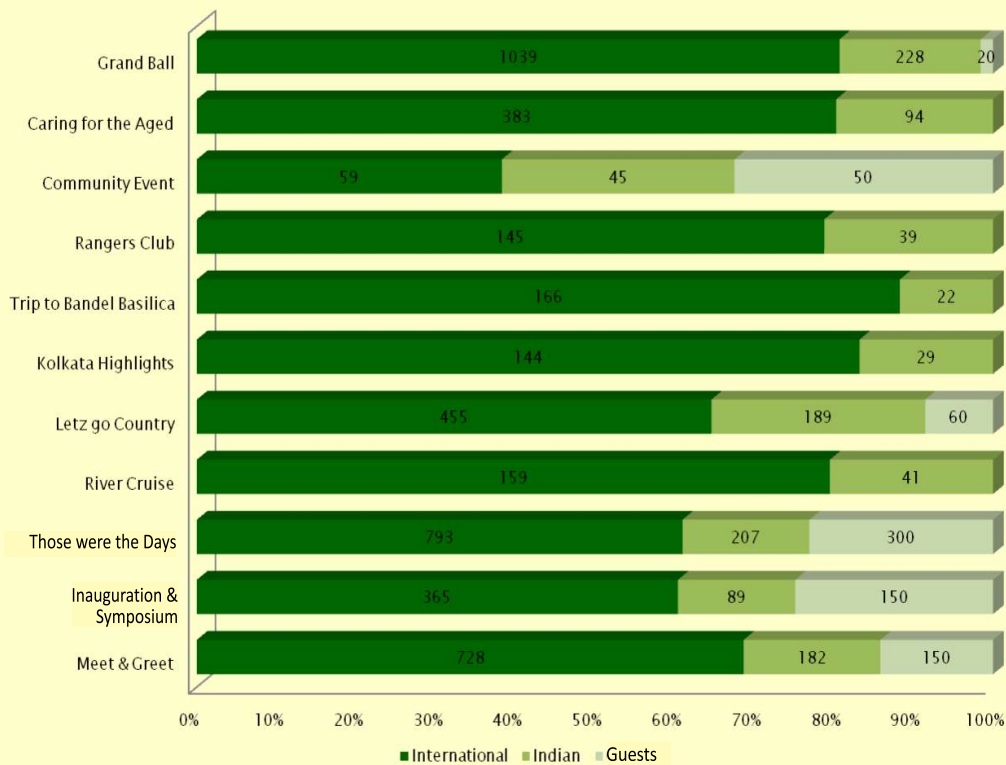
As just expressed this was the most difficult bullet to bite. Varied views needed to be catered to. Thankfully it was the understanding that the event should pay for itself which was accepted and even though we were faced with the dilemma that the event would not attract local participants if the prices were not altered, we needed to face the reality that there was a standard to be maintained and an international community who must not be made to bear the load of the expenditure. It was a clean balancing act that needed to be performed. With precision the finance team worked hard to keep to the middle path.

A per head cost was drawn up for each event and in some cases was higher than the actual amount charged for the event. This was in

some cases further magnified when the numbers did not meet the expected targets. It of course must be recorded that the numbers expected were not grossly erroneous and thus did not jeopardise the allocations as a whole. In all, two phases of bookings were implemented the Early Bird Packages which were the entire package of events and a second phase of individual events. A concessional package Economy 2000 & 4000 were also allowed for the Indian delegates. This did not meet with a very enthusiastic response but of course did encourage some members of the community in Kolkata to attend the events.

A graphical representation of the distribution of delegates over the paying events of the Reunion and the distribution of the same over the different events.

### Percentage breakup of delegates who attended Reunion 2013



The actual receipts from delegates was received over two financial years and received at rates ranging from INR. 45.3 to 55 for 1 US\$. From the total quantum funds and number of delegates an average rate of 49.3 was taken for the purpose of calculations.

In summarising the above graph a total of INR 119.39 lakhs was received from the delegate fees (49.47 from the early bird packages) and the rest from the Individual bookings


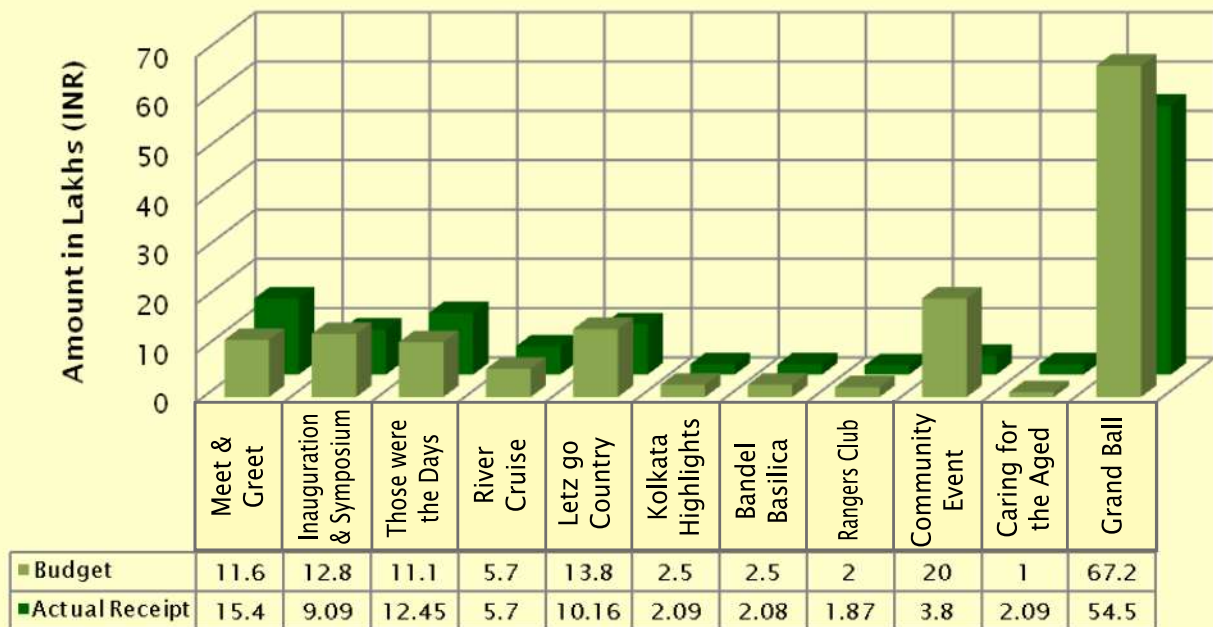
### The Event Budget and the Actual Expenditure

In comparison to the projections made for the event the expenditure was not off target. In most cases the budget projections stood their ground and were met with the desired income. The projections on the attendees did fall short in a few instances but the detailed plans and the dynamic exchange rate made up for most of the shortfalls. It may be recorded here that it took a number of rounds of planning to get the projections right in the first place and the Organising Committee went meticulously through the same to ensure they were attainable.

The graphical representations below will give you a picture of the budget against actual receipts and payments and the variance where seen. The projections given below were estimates drawn on the basis of expected numbers. In most of the cases the numbers did not meet the expected mark but much of the fixed costs remained and resulted in a higher per head cost.

The receipts from these events were spread over to all the other events and also to cover the overriding cost not amortised to any particular event. What needs to be recorded here is the fact for the first time we had 5 open events for which no charges were collected and which could be attended by all and the same were a grand success. This was done mainly to encourage participation of the community here in Kolkata. With the footfall at the Ecumenical Service approximately 1600 persons and the Family Day out approximately 1800 - 2000 it is evident that the community in Kolkata did come out to the two events. In summarising this section what needs to be recorded is, this was the first ever Reunion with 16 events.

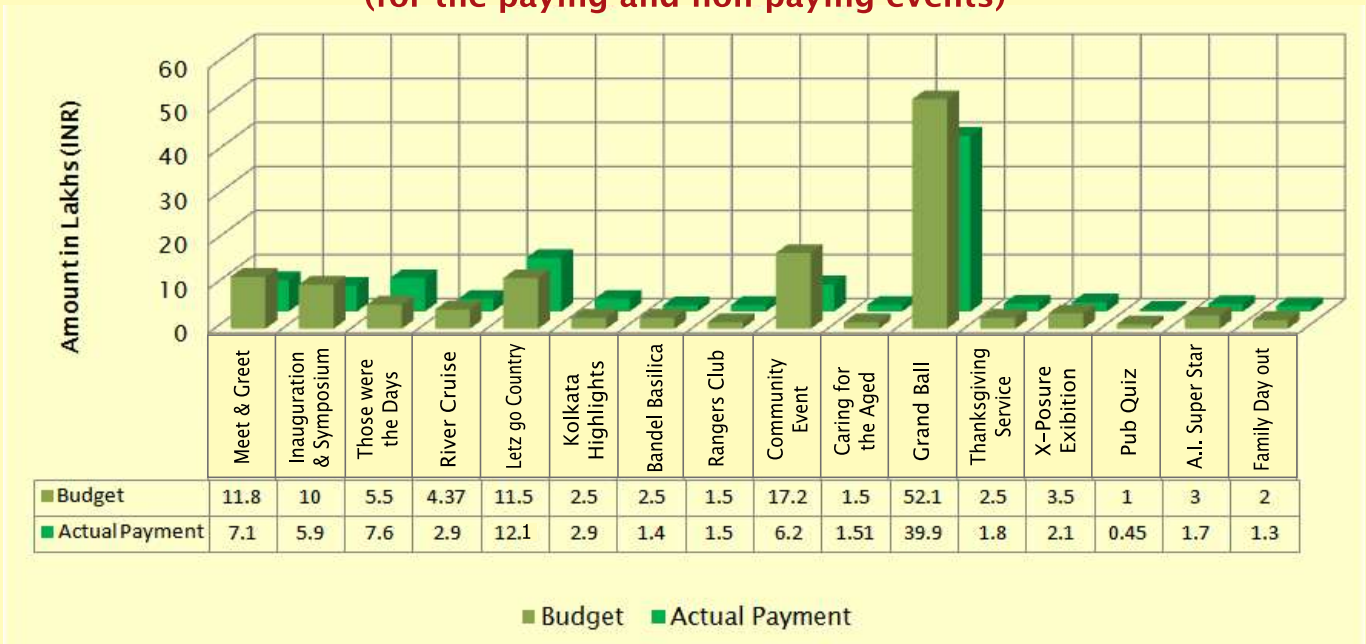
### Projected Budgeted Receipts against Actual Receipts



In the projections below the actual expenditure is matched against the budgets projected for all the events and other overarching

costs. We are happy to report that almost for all the events the expenditure did not exceed the budgets.

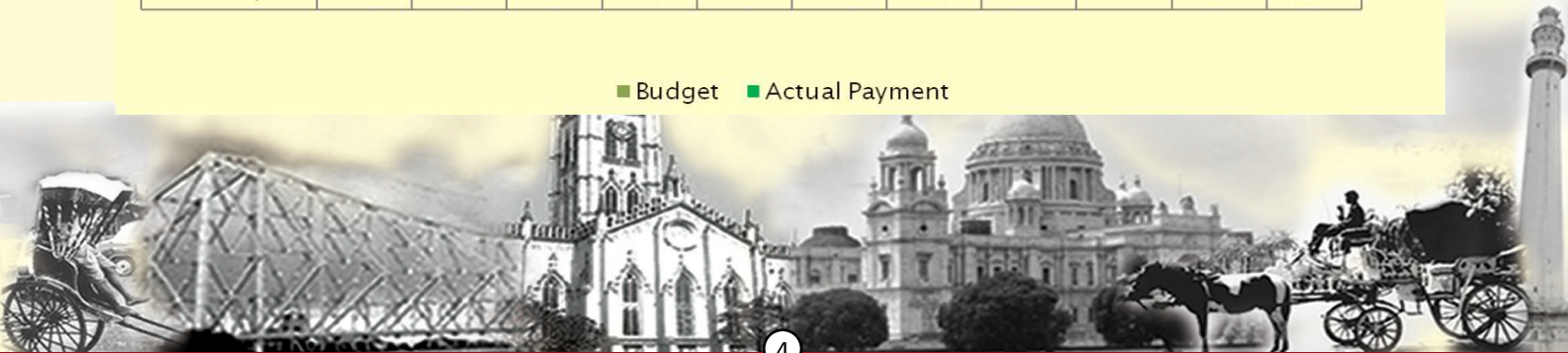
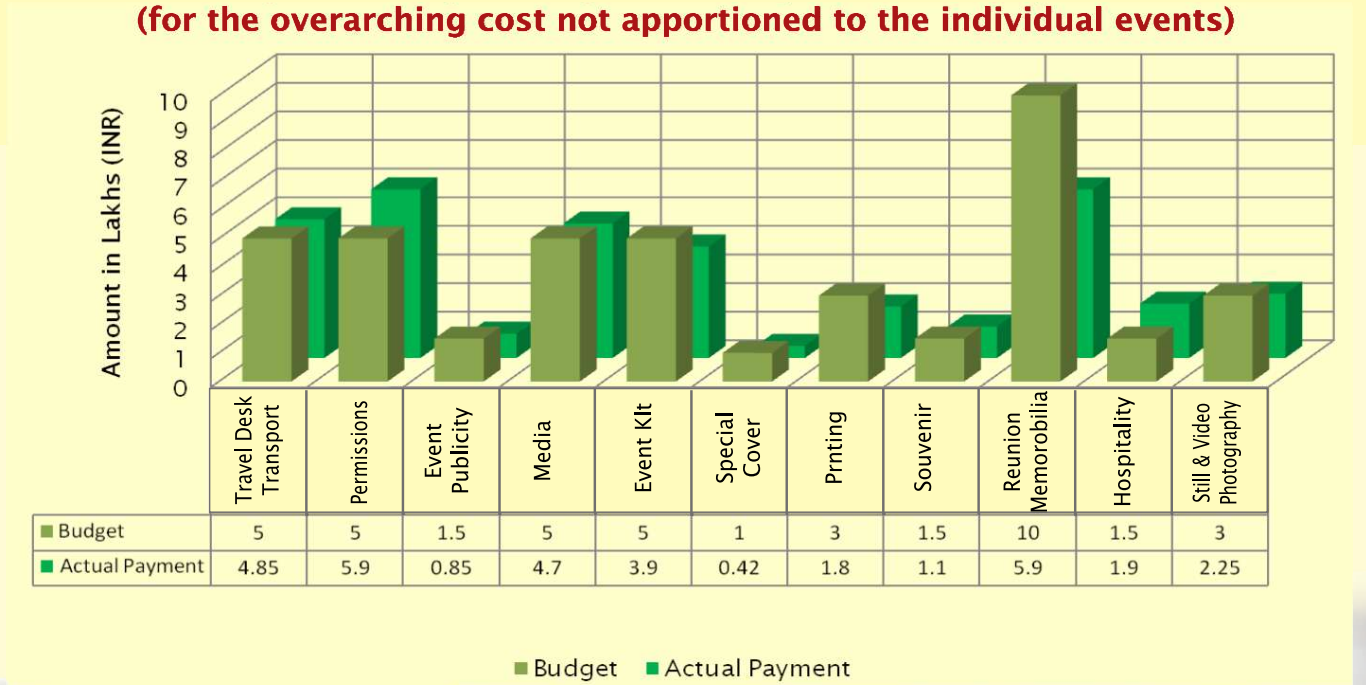
### Projected Budgeted Expenditure against Actual Payments (for the paying and non paying events)



The next graph represents the budgets and actual expenditure over the overarching cost. These were projected on a minimum scale

and were maintained strictly. These were complemented by sponsorships in most cases and thus were kept to the basic.

### Projected Budgeted Expenditure against Actual Payments (for the overarching cost not apportioned to the individual events)



## Sponsorship & Donations

This was planned meticulously with a commercial invitation and rates and opportunities spelt out but did not take off as planned. Promises were made and not kept. Professional help sought for the event was found wanting and it came down to a few very strong willed individuals who actually got their hands dirty. Kudos to the few who went out of their way to make things happen.

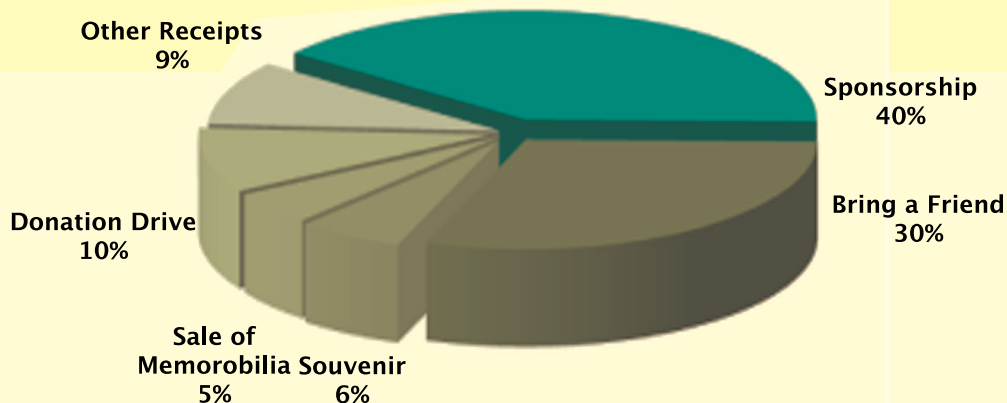
Sadly it must be said that what was mentioned in the mission statement *“Encourage community based charities/institutions across the country to continue the good work they do to help alleviate the difficulties faced by members of the community in their endeavour to make ends meet through the Reunion surplus, a strong sponsorship drive, fund raising events and generous donations.”* did not happen. In all probability it went down to the event and all planning went into the event and the fund raising suffered. In all 11.5 lakh was raised through sponsorships but in most cases it was for special parts of the event which would have had to be removed had the sponsorship not been there.

This was probably one of the weakest areas of the Reunion “an opportunity missed” to reach out to the less fortunate of our community by those of us here in India.

Attached to this report as Annexure III & Annexure IV are the details of sponsorship and the Donation Drive in Schools which are self explanatory.

It must be mentioned here that much was said and little done to get the members of the community from Kolkata to come to the Reunion It was a humble gesture of a single generous donor of CAISS from Canada who graciously assisted the sponsorship programme and because of whom 200 delegates and guests were given invitations to the reunion and were part of the celebration. It is because of people like this that this world becomes a more beautiful place. To say the least it only took a few minutes for him to say yes and only a few more days for the money to reach India—giving made so easy if one is willing. –Thank You from the bottom of our hearts!


## Percentage distribution of Sponsorship Donations Received



## The Financial Snap Shot

The finances of the Reunion traverse over a three year period (ie three financial years). We have been able to provide a total snap shot of

the entire event. Attached is a Statement of Receipts & Payments for the entire event, provided as an attachment. A few points from the statement have been highlighted below.



- A Finance Committee was appointed to advise and administer the major financial and procedural affairs of the Reunion.
- A separate designated bank account was opened for the purpose of the Reunion and the same was used for all banking purposes.
- A separate set of coloured/numbered vouchers were also maintained for the purpose of the Reunion accounts to avoid any overlap.
- All banking transactions were jointly signed by three of the four signatories to the bank account.
- The accounts of the Reunion traverse three financial years and thus the audited accounts have been done accordingly. The statement attached is an extract from the audited accounts and to give a complete picture


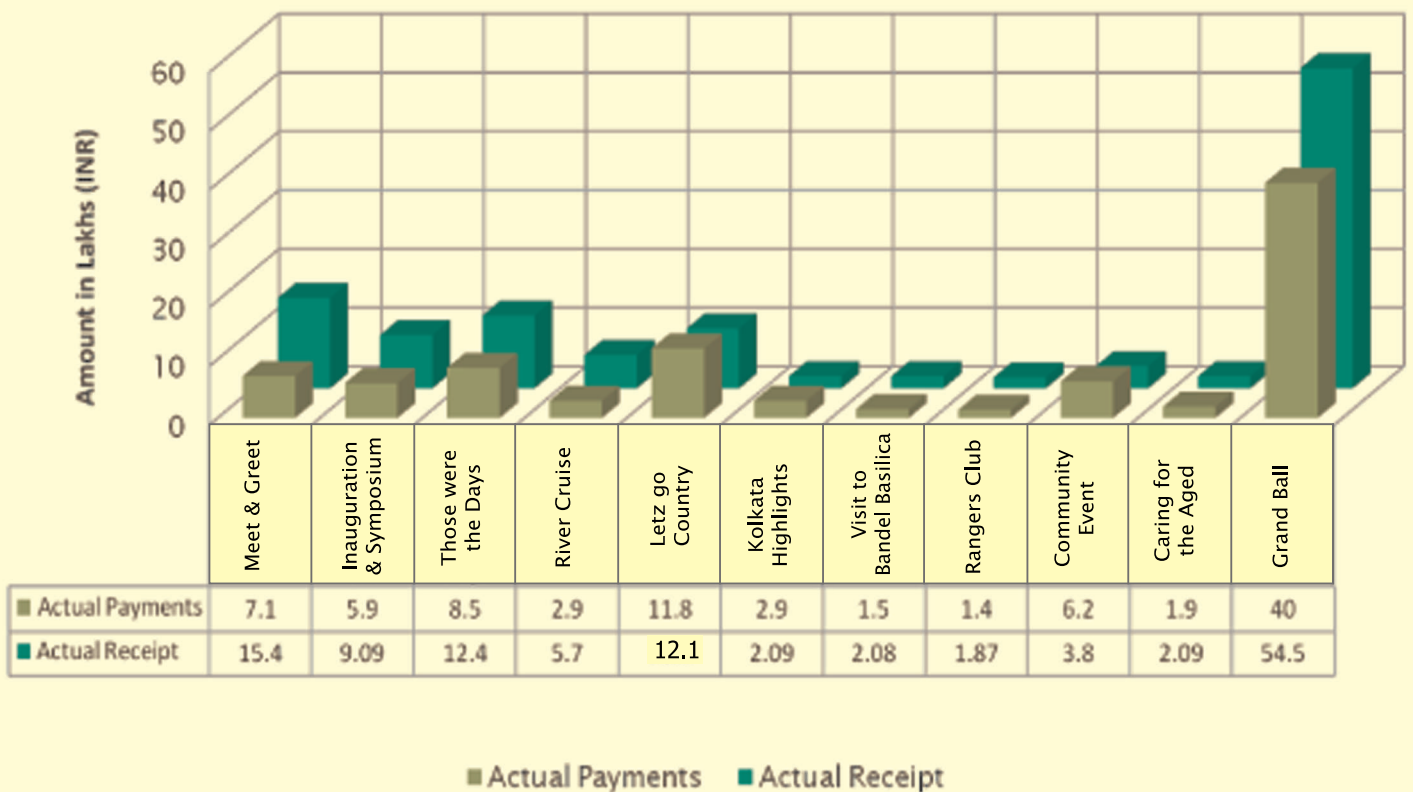
have been clubbed together to provide a fair representation of the Reunion 2013 as a whole.

- The balances both in Cash & in the Bank are as on current date.
- Two sets of audit have been done on the accounts one internal and a second by an independent external auditor.

It was on this foundation that the reunion finances were maintained. The chart below will give you a fair idea of the receipts and payments over the paying events. The surplus of these events was carried over to meet the expenses of other non paying events.

It must not be assumed that this surplus was adequate to cover all expenses, as in some cases sponsorships made up for some of the expenditure which would have been left out had the sponsorship not been in place.

### Actual Receipts against Actual Payments





From the financial statement (Attached as an Annexure) you will find that the Reunion ran itself and whatever was required to be done was done to the best possible.

## Stock and Inventory

During the Reunion there was purchases made of various consumables and/or goods for sale of which there are balances remaining which were stored at the CAISS office. These were listed and stocks maintained among these were articles as stated below:

### Reunion Memorabilia

Mugs  
Turtles  
Ashtrays  
Coasters  
Computer Mouse pads  
Folders  
Bookmarks  
Pens  
Ties  
Scarf  
Tie Pins  
Keyrings/Bottle Openers  
Pen Stands  
Pen Stands with watches  
T Shirts  
Caps  
Soft Bags

These articles and others were valued at INR 590238.00 and till date an amount of INR 238860 has been received from the sales leaving a balance of goods worth INR 351378 still in stock . It may be mentioned here that some amount of the stock has also been given away as gifts to persons who helped in different ways during the Reunion as well as to the aged of the community. It is proposed that the stocks held by CAISS be liquidated as and when possible and the proceeds of the sale go towards the work of the Society.


In addition there are CD's/DVD's of the programme, Books, Postal Covers which continue to be on sale and the proceeds of which go towards the work of the society.

In conclusion it must be recorded that the surplus of the Reunion after payment of all expenditure amounted to INR 18.83 lakhs (Rupees Eighteen lakh eighty three thousand only (rounded off) ). The same amount would as per the mandate we laid out in the bid document of the Reunion. "If any surplus remains 50% of the surplus would be retained by CAISS for its work 10% would be sent to The International Federation and the remaining 40% would be shared with like minded organisations working with marginalised Anglo-Indians in India".

After discussion with the members of the organising committee it was decided that as per the mandate CAISS would retain 50% of the surplus 10% (i.e. INR 100000) would be sent to The International Federation and the balance 40% (i.e. INR 800000) would be distributed among the Organisations mentioned in Annexure-I.

A rough calculation pegged the total man hours of work put into the Reunion at around 68,000 man hours but this figure is extremely conservative. This would mean that there were people working behind the scenes. As a group of delegates put it "where were the organisers? We did not see them on stage". Well it's this distinction which set the event apart and many who worked tirelessly remained in the shadows but ensured things happened.

In closing it would be sad if the work of the organising committee, the finance committee, the finance & IT teams and the numerous volunteers is not recorded. Hats off to all of them who ran errands, bought toilet paper, were hurled abuses at and still stood up for what was enshrined in the mission statement of this Reunion. The person is important and you proved beyond any apprehension that everyone was treated with the utmost respect, made welcome and celebrated in the land of India. – As a community it is with pride we can look back and say WE CELEBRATED INDIA WE CELEBRATED BEING ANGLO INDIAN.



**The Calcutta Anglo-Indian Service Society**  
**Combined Audited Receipts & Payments Account for the 9th International Anglo-Indian Reunion 2013**  
(Extracted from the audited statements of two financial years 2011-12 / 2012-13 and  
a Statement of Expenditure from the current financial year 2013-14)

RECEIPT				PAYMENT			
	Particulars	Amount	Amount Cumilative		Particulars	Amount	Amount Cumilative
To	Opening Balance			By	Administrative Payment		214192.00
	Cash				Honorarium	85000.00	
	At Bank	0.00			Postage	26374.00	
	In Hand	0.00			Office Expenses	27600.00	
			0.00		Office Equipment		54996.00
To	Bank Interest		218082.00	By	Bank Charges		75218.09
To	Event Receipts		11939750.82	By	Event Refunds		188500.00
	Delegate Package (Earlybird)	4947887.19			Delegate Package (Refunds)	188500.00	
	Delegate Fees (Individual)	6991863.63					
			2035500.00	By	Thanksgiving Service		158945.00
To	Sponsorship			By	Meet & Greet (High Tea)		711180.00
	Sponsorship	1080000.00		By	Formal Inauguration & Symposium		588602.00
	Brochure	155500.00					
	Sponsor a friend	800000.00					
To	Exhibition		7800.00	By	Exhibition		160160.00
	(Sale of Books)			By	Quiz		47720.00
To	Donation from Books		4800.00	By	"Those were the Days" A Musical Presentation		763497.50
				By	Anglo Indian Superstar		200560.00
To	A Family Day out and AI Food Festival		31000.00	By	River Cruise		288700.00
				By	Letz Go Country		1218145.00
				By	A Family Day out and AI Food Festival		117311.00
				By	Kolkata Highlights Bus trip		289300.00
				By	Trip to Bandel Basilica		143230.00
				By	Day Out at the Rangers/Grail		153405.00
				By	Caring for the Aged		157183.00
To	A Community Banquet		45500.00	By	The Grand Ball (Dinner)		3999308.00
				By	A Community Banquet		617660.00
				By	Printing of Invitations		152064.00
				By	Still & Video Photography		200000.00
To	Special Cover		3620.00	By	Security		75708.00
				By	Special Cover		42000.00
				By	Travel Desk		433800.00
To	Donation Drive in Schools		265990.00	By	Publicity		497652.00
				By	Donation Drive in Schools		16820.00
To	Reunion Memorabilia		238860.00	By	Permissions		474661.00
				By	Reunion Memorabilia		590238.00
To	Other Receipts		187876.48	By	Mementos/Awards		55645.00
				By	Other Expenses		138600.00
				By	Event Kit Bag for participants		209250.00
				By	Brochure		103500.00
				By	Audit Fees		10000
To	Advances (Received from CAISS)		1735000.00	By	Advances (Paid back to CAISS)		1735000.00
				By	Closing Balance		
					At Bank	933329.73	
					Bank	950253.50	
							1883583.23
			<b>16714379.30</b>				<b>16714379.30</b>

## Distribution of Surplus from The Reunion


Annexure - I

Sl. No.	Organisation / Institution	Amount	Purpose
1.	Dr. Grahams Homes	200000	For Marginalised AI Children
2.	Loreto Entally	200000	For Marginalised AI Children
3.	St. George's School (Bowbazar)	100000	For Marginalised AI Children
4.	Lawrence De'Souza Home	100000	Medical Fund
5.	Tollygunge Homes	100000	Medical Fund
6.	Lavinia House	50000	For Marginalised AI Children
7.	St. Catherines Homes	50000	Medical Fund

## Programme deligate fee details at a glance

Annexure - II

Sl. No.	Event	Number of International Delegates				Approx breakup in INR			Number of Indian Delegates				Actual breakup in INR				Delegates	Guests Others	Total Delegates
		P1	P2	Intl. Ind Delegates		P1/P2 (US\$)	Ind in US(\$)	Total in INR	P1	P2	Indian Delegates	P1/P2	Ind	Total in INR	Total in INR/				
1	Meet & Greet	241	108	310	659	13960	15500	1452378	72	15	90	177	43500	45000	88500	1540878	836	150	986
2	Inaugration & Symposium	241	108	2	351	17450	120	866201	72	15	0	87	43500	0	43500	909701	438	150	588
3	Those where the Days	241	108	181	530	13960	9050	1134393	72	15	135	222	43500	67500	111000	1245393	752	250	1002
4	River Cruise	0	108	52	160	6480	4160	524552	0	15	26	41	22500	26000	48500	573052	201		201
5	Letz go Country	241	0	102	343	12050	6120	895781	72	0	112	189	64800	56000	120800	1016581	532	90	622
6	Kolkata Highlights	50	40	54	144	1800	2160	195228	8	5	16	29	6500	8000	14500	209728	173		173
7	Trip to Bandel Basilica	72	38	45	155	2200	1800	197200	4	3	15	22	3500	7500	11000	208200	177		177
8	Rangers Club	99	21	25	145	2400	1000	167620	34	4	1	39	19000	500	19500	187120	184		184
9	Community Event	22	26	13	61	4800	1300	300730	20	10	15	45	75000	7500	82500	383230	106	50	156
10	Caring for the Aged	241	108	34	383	3490	340	188819	72	15	7	94	17400	3500	20900	209719	477		477
11	Grand Ball	241	108	502	851	34900	65260	4937888	72	15	120	207	217500	300000	517500	5455388	1058	20	1078
		1689	773	1320	3782	113490	106810	10860790	498	112	537	1152	556700	521500	1078200	11938990	4934	710	5644



## Sponsorship Details

Annexure - III

Sl. No.	Sponsor	Particulers	Amount	
			Event Sponsorship	Souvenir/ Programme Guide
1	ITC	Event Sponsor	490000	
2	St. Thomas Girls School	Advertisement in the Souvenir		10000
3	St. Joseph's College	Advertisement in the Souvenir		5000
4	Frank Anthonhy Public School	Advertisement in the		10000
5	St. James School	Advertisement in the Souvenir		10000
6	M/s Sonar Airotech Pvt. Ltd.	Advertisement in the Souvenir	50000	5000
7	Neshaa	Advertisement in the Souvenir		10000
8	Sutton & Sons (I) Pvt. Ltd.	Advertisement in the Souvenir		5000
9	National Jute Board	Sponsorship of Jute Bags	147000	
10	Pratt Memorial School	Advertisement in the Souvenir		3000
11	M. Walters & Co. Jewellers,	Advertisement in the Souvenir		3000
12	Narayan's Jewellers	Advertisement in the Souvenir		10000
13	New Cathay Restaurant & Bar	Advertisement in the Souvenir		3000
14	Anokhi	Advertisement in the Souvenir		3000
15	Mylestone Holidays	Advertisement in the Souvenir		3000
16	A Well Wisher	Advertisement in the Souvenir		3000
17	Albany Hall Public School, Kolkata	Advertisement in the Souvenir		3000
18	Greenply Plywood	Advertisement in the Souvenir		3000
19	St. Paul's Mission school	Advertisement in the Souvenir		3000
20	St. Jude's School	Sponsorship of Tshirts & Advertisement	30000	
21	Indian Oil Corporation Limited	Advertisement in the Souvenir		3000
22	Raghunath Exports (P) Ltd.	Advertisement in the Souvenir		2500
23	June Tomkyns	Advertisement in the Souvenir		25000
24	Barkat Ali & Bros.	Advertisement in the Souvenir		3000
25	Medica Super Speciality Hospital	Medical First Aid Facility		
26	Mars Enterprises	Advertisement in the Souvenir		10000
27	Standard Publicity Pvt. Ltd.	Page Size – Full Page Color		5000
28	M.P. Jewellers	Advertisement in the Souvenir		10000
29	R. K. Forms & Stationery Co.	Advertisement in the Programme Guide		1000
30	Wendy's	Advertisement in the Programme Guide		1000
31	Well Wisher	Advertisement in the Programme Guide		2000
32	Mcleod Russel Ind. Ltd.		49000	
33	Total Logistic	Advertisement in the Programme Guide		1000
34	Central Bank		300000	
<b>Total</b>			<b>1066000</b>	<b>155500</b>



## Donation Drive – In Schools

Annexure – IV

Sl. No.	SCHOOL	No. Of sheets	Nos.	Advt form no.	Comments	Amount
1	St. Thomas' Girls School	200	A1 – A200	361	Returned unfilled	
2	St Thomas' Boys School	200	A201 – A400	362	Returned unfilled	
3	Pratt Memorial School	200	B1 – B200	363	10 Sheets sold/190 Returned	2060
4	St. Paul's, Scott Lane	100	A401 – A500	364		
5	St Thomas', Free School St	200	C1 – C200	366		
6	Assembly of God, Park Street	200	B201 – B400	365	Returned unfilled	
7	LaMartiniere for Boys	200	C201 – C400	367	Letter No form Returned	
8	LaMartiniere for Girls	200	B401 –B500 C401 – C501	368	27 Sheets Sold/173 Returned	10600
9	St James' school	200	D1 – D200	369	100 sheets sold/100 Returned	40000
10	Frank Antony Public School	200	D201 – D400	370	50 forms filled/Balance retd.	10000
11	Julien Day School, Howrah	100	E401 – E500	377	Returned unfilled	
12	Julien Day School, Kalyani	200	G1 – G200	378	58 Sold/33 Returned	17160
13	Julien Day School, Ganganagar	100	G401 – G500	379	Returned unfilled	
14	Julien Day School, Elgin Road	200	G201 – G400	380	Returned unfilled	
15	Welland Gouldsmith School	200	F1 – F200	374	Letter/ No form Returned	10000
16	Don Bosco, Park Circus	200	F201 – F400	375		53000
17	Don Bosco, Liluah	100	F401 – F500	376	Returned unfilled	
18	Calcutta Girls School	100	D401 – D500	371	Returned unfilled	
19	St. Augustine's Day School	200	K1 – K200	391	200 Sold	28880
20	Park English School	200	J1 – J200	388	Lost	
21	Albany Hall	100	J201 – J300	38	24 Sheet Sold/ 76 Returned	7730
22	Calcutta Boys School	200	E1 – E200	372	All forms returned blank	
23	St Aloysius, Howrah	100	H401 – H500	383	Lost	
24	St Xavier's Collegiate School	200	I1 – I200	384	Returned unfilled	
25	Loreto House School	100	I201 – I300	385		
26	Loreto House College	100	I301 – 1400	386	90 sheets sold/10 returned	34580
27	National Gems, Behala	200	E201 – E400	373	56 sheets sold /Rest Returned	12000
28	St Anthony's School	100	I401 – I500	387	Lost	
29	St Joseph's, Bowbazar	200	H1 – H200	381	100 sheets sold/100 Returned	40000
30	St Mary's Ripon St.	200	H201 – H400	382	Lost	
31	Harrow Hall	100	J301 – J 400	390	Lost	
	<b>Total</b>					<b>266010</b>



## Reunion Finance Committee



Philomena Eaton  
(Convenor Reunion 2013)



Edward Dunne



Terence Ireland



Jessie Hiranek



Errol O'Brien



Leslie Pereira



Vernon Rodgers



Colin Fitzgerald

*Thank You*



# OUR SPONSORS for THE 9<sup>TH</sup> INTERNATIONAL ANGLO-INDIAN REUNION 2013

IN ASSOCIATION WITH



EVENT PARTNER



PRINT MEDIA PARTNER



RADIO PARTNER



EVENT & PR PARTNER



HEALTH PARTNER





International Anglo-Indian Federation Partner and Host  
**THE CALCUTTA ANGLO-INDIAN SERVICE SOCIETY**

Admin. Office : 98/2, S. N. Banerjee Road, Kolkata - 700014

Phone : +91(033) 6510 0545, website : [www.caissindia.org](http://www.caissindia.org).

Reunion email address : [aireunion2013@gmail.com](mailto:aireunion2013@gmail.com)

Reunion website : [www.aireunion2013.org](http://www.aireunion2013.org)

